





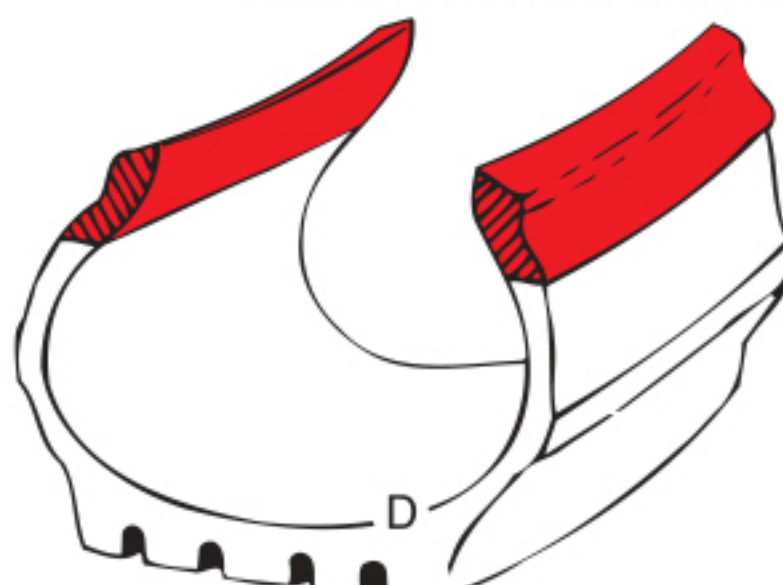


## COI RADIAL APPLICATION CHART

SIDEWALL INJURY		TREAD INJURY	PASSENGER	LIGHT TRUCK	HEAVY TRUCK		EARTHMOVER	
 L= Length of injury W=Width of injury								
Maximum Width	Maximum Length	Maximum Diameter	Speed Ratings U, V, W, X, Y and Z		6.50 - 12.50	7.50 - 10.00	11.00 - 14.00	14.00 - 40.00
			125 - 195	205 - 255	215/85 - 255/85 215/75 - 285/60	8 - 11 235/80 - 275/80 225/75 - 295/75	12 - 16.5 295/80 - 315/80 305/75-495/45	15.5 - 50.5 20/65 - 65/65
		1/8" (3mm)	10	10	10	10	10	42
1/8"(3mm)	1/8" (3mm)				10	12	12	42
		1/4" (6mm)	10	10	12	12	12	42
1/4"(6mm)	1/4" (6mm)					22	22	42
	5/16" (8mm)					22	22	42
1 cable	1 1/2" (40mm)				20	22	22	
	3 1/8" (80mm)				22	22	22	
	4 3/4" (120mm)					24	24	
	6" (150mm)					26	26	
2 cables	3/4" (19mm)				20	22	22	
	1 1/2" (40mm)				20	22	24	
	2 3/8" (60mm)				22	24	26	
	5 1/8" (130mm)					26	28	
		3/8" (10mm)			20	20	20	42
3/8" (10mm)	1 1/2" (40mm)				20	26	40	44
	2 3/8" (60mm)				22	26	40	
	3 1/8" (80mm)				26	40	42	
	5 1/8" (130mm)					42	44	
		1/2" (12mm)			22	25	25	44
1/2" (12mm)	1 1/2" (40mm)				22	40	40	44
	2 3/4" (70mm)				22	40	42	
	3 3/4" (95mm)				40	42	42	
	5 1/8" (130mm)					44	44	
		3/4" (19mm)			22	25	*35/40	44
3/4" (19mm)	1" (25mm)				22	40	40	44
	2 1/2" (65mm)				24	42	42	
	4 3/8" (110mm)					42	44	
	5 1/8" (130mm)					44	44	
		1" (25mm)			25	*35/42	*35/42	44
1" (25mm)	2" (50mm)				40	42	44	44
	3 1/8" (80mm)					42	44	
	4" (100mm)					44	44	
1 1/4" (30mm)	2" (50mm)	1 1/4" (30mm)				*35/42	*35/42	44
	3 1/8" (80mm)					42	44	
	4" (100mm)					44	44	

SHOULDER INJURY									
 D = Diameter of injury	1/4" (6mm)				22		24		42
	3/8" (10mm)				24		40		
	1/2" (12mm)					24		40	44
	3/4" (19mm)				24		40		
	1" (25mm)				40		44		

\*35 are for crown (tread) only repairs.